

3-641436-3 ✓ ACTIVE

## MTA 156

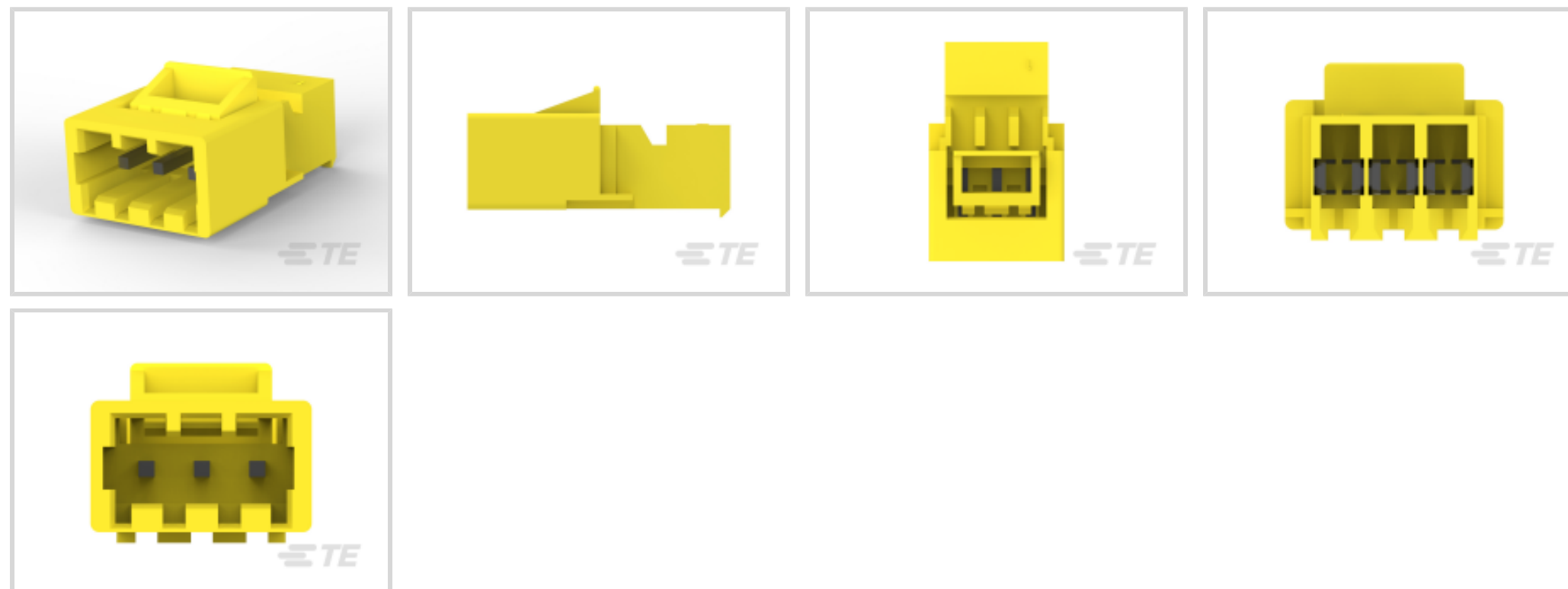
TE Internal #: 3-641436-3

Rectangular Power Connectors, Connector Assembly, Plug, Wire-to-Wire, 3 Position, 3.96 mm [.156 in] Centerline, Wire & Cable, UL 94V-2, MTA 156

[View on TE.com >](#)



Connectors > Power Connectors > Rectangular Power > Rectangular Power Connectors



Rectangular Power Connector Type: **Connector Assembly**

Connector & Housing Type: **Plug**

Connector System: **Wire-to-Wire**

Number of Positions: **3**

Centerline (Pitch): **3.96 mm [.156 in]**

### Features

#### Product Type Features

|                                   |                    |
|-----------------------------------|--------------------|
| Rectangular Power Connector Type  | Connector Assembly |
| Connector & Housing Type          | Plug               |
| Connector System                  | Wire-to-Wire       |
| Sealable                          | No                 |
| Connector & Contact Terminates To | Wire & Cable       |

#### Configuration Features

|                           |   |
|---------------------------|---|
| Number of Positions       | 3 |
| Number of Power Positions | 3 |
| Number of Rows            | 1 |

#### Electrical Characteristics

|                   |         |
|-------------------|---------|
| Operating Voltage | 600 VAC |
|-------------------|---------|

#### Body Features

|                   |          |
|-------------------|----------|
| Connector Profile | Standard |
|-------------------|----------|



### Contact Features

|  |   |
|--|---|
| Contact Layout                                 | Inline                                  |
| Contact Underplating Material                  | Nickel                                  |
| Contact Base Material                          | Copper Alloy                            |
| Contact Current Rating (Max)                   | 7 A                                     |
| Contact Retention Within Housing               | With                                    |
| Contact Type                                   | Pin                                     |
| Wire Contact Termination Area Plating Material | Tin                                     |
| Contact Mating Area Plating Material           | Tin                                     |
| Contact Mating Area Plating Material Thickness | 2.03 $\mu\text{m}$ [80 $\mu\text{in}$ ] |
| Contact Mating Area Plating Material Finish    | Matte                                   |
| Underplate Material Thickness                  | 50 $\mu\text{m}$ [1.27 $\mu\text{in}$ ] |
| Contact Termination Area Plating Thickness     | 2.03 $\mu\text{m}$ [80 $\mu\text{in}$ ] |

### Termination Features

|                                    |                               |
|------------------------------------|-------------------------------|
| Termination Method to Wire & Cable | Insulation Displacement (IDC) |
| Wire/Cable Type                    | Discrete Wire                 |
| Wire Type                          | Solid, Stranded               |

### Mechanical Attachment

|                                       |                            |
|---------------------------------------|----------------------------|
| Strain Relief                         | With                       |
| Mating Alignment Type                 | Polarization               |
| Mating Alignment                      | With                       |
| Contact Retention Type Within Housing | Locking Lance              |
| PCB Mount Alignment                   | Without                    |
| Panel Mount Feature                   | Without                    |
| PCB Mount Retention                   | Without                    |
| Connector Mounting Type               | Cable Mount (Free-Hanging) |
| Mating Retention                      | With                       |
| Mating Retention Type                 | Latch                      |

### Housing Features

|                                    |                  |
|------------------------------------|------------------|
| Wire & Cable IDC Installation Type | Closed End       |
| Centerline (Pitch)                 | 3.96 mm[.156 in] |
| Housing Color                      | Yellow           |
| Housing Material                   | Nylon            |



|                  |     |
|------------------|-----|
| Cable Exit Angle | 90° |
|------------------|-----|

### Dimensions

|           |                         |
|-----------|-------------------------|
| Wire Size | .5 – .6 mm <sup>2</sup> |
|-----------|-------------------------|

|        |          |
|--------|----------|
| Height | 12.37 mm |
|--------|----------|

|  |                   |
|--|-------------------|
| Accepts Wire Insulation Diameter Range | 2.41 mm [.095 in] |
|--|-------------------|

|        |          |
|--------|----------|
| Length | 15.85 mm |
|--------|----------|

### Usage Conditions

|                             |                             |
|-----------------------------|-----------------------------|
| Operating Temperature Range | -55 – 105 °C [-67 – 221 °F] |
|-----------------------------|-----------------------------|

### Operation/Application

|                     |       |
|---------------------|-------|
| Circuit Application | Power |
|---------------------|-------|

### Industry Standards

|            |           |
|------------|-----------|
| CSA Rating | Certified |
|------------|-----------|

|                        |          |
|------------------------|----------|
| UL Flammability Rating | UL 94V-2 |
|------------------------|----------|

|                  |                               |
|------------------|-------------------------------|
| Glow Wire Rating | Standard Part - Not Glow Wire |
|------------------|-------------------------------|

|                        |        |
|------------------------|--------|
| Agency/Standard Number | E28476 |
|------------------------|--------|

|                 |         |
|-----------------|---------|
| Agency/Standard | CSA, UL |
|-----------------|---------|

|           |            |
|-----------|------------|
| UL Rating | Recognized |
|-----------|------------|

|                 |        |
|-----------------|--------|
| CSA File Number | LR7189 |
|-----------------|--------|

### Packaging Features

|                  |         |
|------------------|---------|
| Packaging Method | Package |
|------------------|---------|

|                    |      |
|--------------------|------|
| Packaging Quantity | 2000 |
|--------------------|------|

### Other

|              |                             |
|--------------|-----------------------------|
| For Use With | MTA .156 Connector Assembly |
|--------------|-----------------------------|

### Product Compliance

[For compliance documentation, visit the product page on TE.com>](#)

|                              |           |
|------------------------------|-----------|
| EU RoHS Directive 2011/65/EU | Compliant |
|------------------------------|-----------|

|                             |           |
|-----------------------------|-----------|
| EU ELV Directive 2000/53/EC | Compliant |
|-----------------------------|-----------|

|   |   |
|---|---|
| China RoHS 2 Directive MIIT Order No 32, 2016 | No Restricted Materials Above Threshold |
|---|---|

|  |  |
|--|--|
| EU REACH Regulation (EC) No. 1907/2006 | Current ECHA Candidate List: JUNE 2022 (224)<br>Candidate List Declared Against: JUNE 2022 (224) |
|--|--|



Does not contain REACH SVHC

Halogen Content

Not Low Halogen - contains Br or Cl > 900 ppm.

Solder Process Capability

Not applicable for solder process capability

Product Compliance Disclaimer

This information is provided based on reasonable inquiry of our suppliers and represents our current actual knowledge based on the information they provided. This information is subject to change. The part numbers that TE has identified as EU RoHS compliant have a maximum concentration of 0.1% by weight in homogenous materials for lead, hexavalent chromium, mercury, PBB, PBDE, DBP, BBP, DEHP, DIBP, and 0.01% for cadmium, or qualify for an exemption to these limits as defined in the Annexes of Directive 2011/65/EU (RoHS2). Finished electrical and electronic equipment products will be CE marked as required by Directive 2011/65/EU. Components may not be CE marked. Additionally, the part numbers that TE has identified as EU ELV compliant have a maximum concentration of 0.1% by weight in homogenous materials for lead, hexavalent chromium, and mercury, and 0.01% for cadmium, or qualify for an exemption to these limits as defined in the Annexes of Directive 2000/53/EC (ELV). Regarding the REACH Regulation, the information TE provides on SVHC in articles for this part number is based on the latest European Chemicals Agency (ECHA) 'Guidance on requirements for substances in articles' posted at this URL: <https://echa.europa.eu/guidance-documents/guidance-on-reach>

## Compatible Parts



TE Part # CAT-103156-WBHSM  
Receptacle Housing: Wire-to-Board, with Mating Alignment, SL156



TE Part # 58074-1  
MTA 50/100/156 MANUAL TOOL FRAME



TE Part # 3-640429-3  
03P MTA156 CONN ASSY 24AWG WHT



TE Part # 3-640427-3  
03P MTA156 CONN ASSY 20AWG YEL



TE Part # 3-640599-3  
03P MTA156 CONN ASSY 18AWG ORA



TE Part # 3-640426-3  
03P MTA156 CONN ASSY 18AWG ORA



TE Part # 3-640600-3  
03P MTA156 CONN ASSY 20AWG LF



TE Part # 643071-3  
03P MTA156 FD-THRU COVER



TE Part # 3-640428-3  
03P MTA156 CONN ASSY 22AWG RED



TE Part # 640551-3  
03P MTA156 COVER




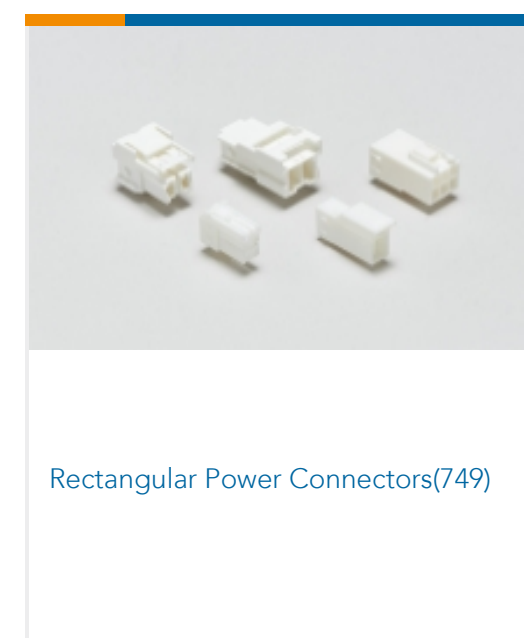

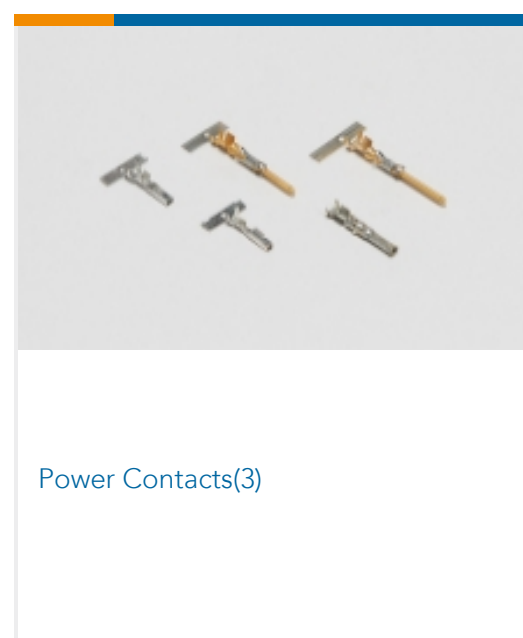
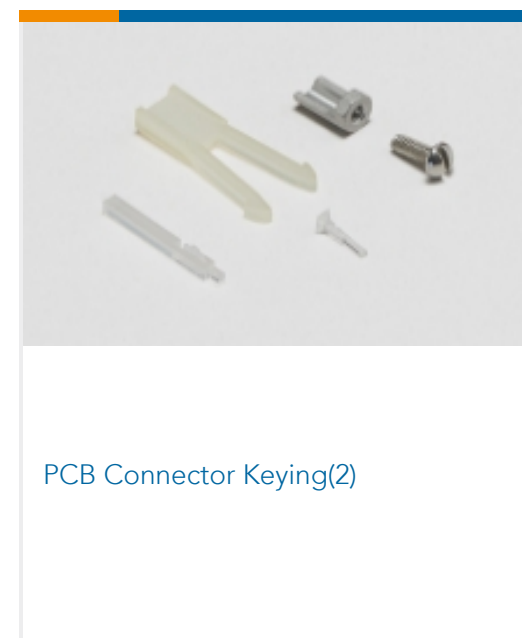
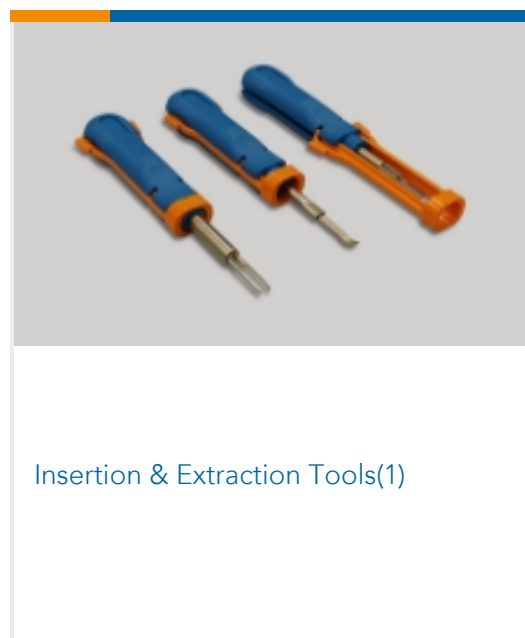
TE Part # 643067-3  
03P MTA156 MOLDED COVER



TE Part # 58082-1  
MTA 156 CRIMP HEAD PRODUCTION POSTED



Also in the Series | **MTA 156**



Documents



### Product Drawings

[03P MTA156 PST CONN ASSY LF](#)

English

---

### CAD Files

[3D PDF](#)

3D

Customer View Model

[ENG\\_CVM\\_CVM\\_3-641436-3\\_M.2d\\_dxf.zip](#)

English

Customer View Model

[ENG\\_CVM\\_CVM\\_3-641436-3\\_M.3d\\_igs.zip](#)

English

Customer View Model

[ENG\\_CVM\\_CVM\\_3-641436-3\\_M.3d\\_stp.zip](#)

English

By downloading the CAD file I accept and agree to the [Terms and Conditions](#) of use.

---

### Datasheets & Catalog Pages

[MTA, CST-100 II, SL-156 and AMP Economy Power \(EP\) Connectors](#)

English

---

### Product Specifications

[Product Specification](#)

English

---

### Agency Approvals

[Agency Approval Document](#)

English